



G R E S B  
PUBLIC DISCLOSURE 2018

# Brandywine Realty Trust

Brandywine Realty Trust

GRESB Public Disclosure 2018

DATE: 4 Sep 2019 5:20:00pm Wed UTC

## Table of Contents

Scorecard .....	3
Disclosure Methods.....	3
Governance of Sustainability .....	5
Implementation .....	6
Operational Performance.....	7
Stakeholder Engagement .....	8

## GRESB Public Disclosure Level

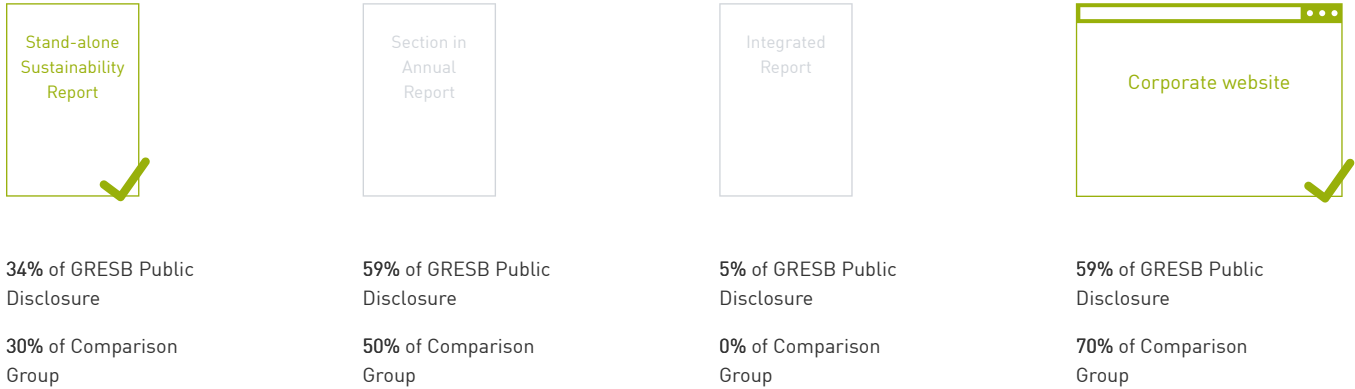


## GRESB Real Estate Assessment

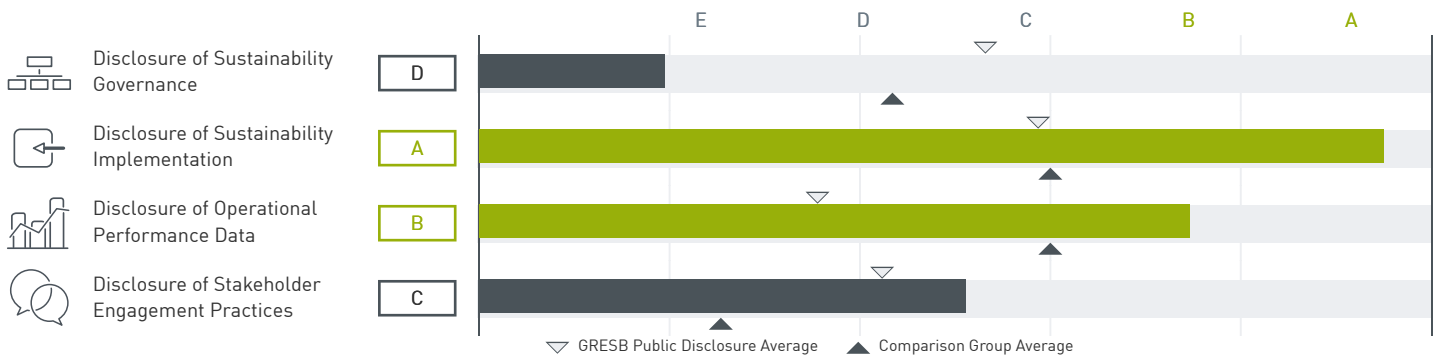


G R E S B  
PUBLIC DISCLOSURE 2018

## Disclosure Methods



## Disclosure Methods



## Comparison Group

### Public Disclosure Comparison Group (United States / Office)

Brandywine Realty Trust	Equity Commonwealth	Paramount Group, Inc.
Columbia Property Trust Inc	JBG Smith Properties	Piedmont Office Realty Trust
Corporate Office Properties Trust	Mack-Cali Realty	Select Income REIT
Cousins Properties Incorporated		

\* 2018 GRESB Real Estate Participant

The GRESB Public Disclosure Level is an overall measure of ESG disclosure by listed property companies, based on a selection of indicators aligned with the existing GRESB Real Estate Assessment. The Public Disclosure Level provides insight into the ESG disclosure activities of both GRESB participants and non-participants and offers investors insights that are currently not captured in the GRESB Real Estate Assessment.

The data in this Report has been collected by GRESB and was available for review to the entity between April 1 and July 1 2018.


## Disclosure

**D1** POINTS: 5/5 Improvement

Stand-alone Sustainability Report

Percentage of Comparison Group

## Methods

Yes 30% 

Reporting year: 2016

### Please disclose where the information can be found

Evidence provided

[http://digital.brandywinerealty.com/bdnpublic/media/Annual\\_Sustainability\\_Report.pdf](http://digital.brandywinerealty.com/bdnpublic/media/Annual_Sustainability_Report.pdf)

[ACCEPTED]

### Reporting level


#### Percentage of Comparison Group



[70%] No answer provided

[30%] Entity

### The sustainability report is

Aligned with a sustainability reporting framework 20% 

Third-party verified or assured 0% 


No 70% 

#### D2.1 POINTS: 0/5

### Section in Annual Report

Percentage of Comparison Group

Yes 50% 


No 50% 

#### D2.2 Combined with D2.1

### Integrated Report

Percentage of Comparison Group


Yes 0% 

No 100% 

#### D3 POINTS: 5/5

### Corporate website

Percentage of Comparison Group

Yes 70% 

### Please disclose where the information can be found

Evidence provided

<http://www.brandywinerealty.com/sustainability.aspx>

[ACCEPTED]

Reporting level

Percentage of Comparison Group



- [70%] Entity
- [30%] No answer provided

No 30%

Governance of Sustainability

**D4** POINTS: 1.5/1.5 Improvement

Environmental objectives

Percentage of Comparison Group

Yes 70%

Please disclose where the information can be found

Evidence provided

[http://digital.brandywinerealty.com/bdnpublic/media/Annual\\_Sustainability\\_Report.pdf](http://digital.brandywinerealty.com/bdnpublic/media/Annual_Sustainability_Report.pdf)

[ACCEPTED]

No 30%

**D5** POINTS: 1.5/1.5 Improvement

Social objectives

Percentage of Comparison Group

Yes 40%

Please disclose where the information can be found

Evidence provided

[http://digital.brandywinerealty.com/bdnpublic/media/Annual\\_Sustainability\\_Report.pdf](http://digital.brandywinerealty.com/bdnpublic/media/Annual_Sustainability_Report.pdf)

[ACCEPTED]

No 60%

**D6** POINTS: 1.5/1.5 Improvement

Governance objectives

Percentage of Comparison Group

Yes 50%

Please disclose where the information can be found

Evidence provided

[http://digital.brandywinerealty.com/bdnpublic/media/Annual\\_Sustainability\\_Report.pdf](http://digital.brandywinerealty.com/bdnpublic/media/Annual_Sustainability_Report.pdf)

[ACCEPTED]

No 50%

**D7** POINTS: 0/4

Sustainability taskforce

Percentage of Comparison Group

<input type="radio"/> Yes	30%	
<input checked="" type="radio"/> No	70%	

**D8** POINTS: 0/4

Policy on environmental issues	Percentage of Comparison Group	
<input type="radio"/> Yes	30%	
<input checked="" type="radio"/> No	70%	

**D9** POINTS: 0/3

Policy on social issues	Percentage of Comparison Group	
<input type="radio"/> Yes	80%	
<input checked="" type="radio"/> No	20%	

**D10** POINTS: 0/3

Policy on governance issues	Percentage of Comparison Group	
<input type="radio"/> Yes	90%	
<input checked="" type="radio"/> No	10%	

**D11** POINTS: 0/3.5

Long-term reduction targets	Percentage of Comparison Group	
<input type="radio"/> Yes	10%	
<input checked="" type="radio"/> No	90%	

## Implementation


**D12** POINTS: 3/3 Improvement

ESG initiatives and case studies	Percentage of Comparison Group	
<input checked="" type="radio"/> Yes	50%	
<p>Please disclose where the information can be found</p> <p>Evidence provided</p> <p><a href="http://digital.brandywinerealty.com/bdnpublic/media/Annual_Sustainability_Report.pdf">http://digital.brandywinerealty.com/bdnpublic/media/Annual_Sustainability_Report.pdf</a> [ACCEPTED]</p>		
<input type="radio"/> No	50%	

D13 POINTS: 3/3

Building certifications and energy ratings



Percentage of Comparison Group


Yes 70% 


Please disclose where the information can be found

Evidence provided  
<http://www.brandywinerealty.com/green-properties.aspx> [ACCEPTED]

Scope of disclosure

<input checked="" type="checkbox"/> Green building certifications	70%	
<input checked="" type="checkbox"/> Energy ratings	70%	

No 30% 


Not applicable 0% 


Operational Performance

D14 POINTS: 0/3

Energy consumption data

Percentage of Comparison Group


Yes 30% 

No 70% 

D15 POINTS: 2/2  Improvement


Renewable energy data

Percentage of Comparison Group

Yes 10% 

Please disclose where the information can be found


Evidence provided  
[http://digital.brandywinerealty.com/bdnpublic/media/Annual\\_Sustainability\\_Report.pdf](http://digital.brandywinerealty.com/bdnpublic/media/Annual_Sustainability_Report.pdf) [ACCEPTED]

No 90% 

D16 POINTS: 3/3  Improvement

GHG emissions data

Percentage of Comparison Group

Yes 40% 

Please disclose where the information can be found

Evidence provided  
[http://digital.brandywinerealty.com/bdnpublic/media/Annual\\_Sustainability\\_Report.pdf](http://digital.brandywinerealty.com/bdnpublic/media/Annual_Sustainability_Report.pdf) [ACCEPTED]

Scope of disclosure

<input checked="" type="checkbox"/> Absolute GHG emissions data	20%	
<input type="checkbox"/> Like-for-like GHG emissions data	10%	
<input type="checkbox"/> Intensity data	10%	
<input type="checkbox"/> Portfolio data coverage	10%	
<input type="radio"/> No	60%	

**D17** POINTS: 3/3 Improvement

**Water consumption data**

Percentage of Comparison Group

<input checked="" type="radio"/> Yes	40%	
--------------------------------------	-----	--

**Please disclose where the information can be found**

Evidence provided

[http://digital.brandywinerealty.com/bdnpublic/media/Annual\\_Sustainability\\_Report.pdf](http://digital.brandywinerealty.com/bdnpublic/media/Annual_Sustainability_Report.pdf)

[ACCEPTED]

**Scope of disclosure**

<input checked="" type="checkbox"/> Absolute consumption data	20%	
<input type="checkbox"/> Like-for-like consumption data	10%	
<input type="checkbox"/> Intensity data	0%	
<input type="checkbox"/> Portfolio data coverage	0%	
<input type="radio"/> No	60%	

**D18** POINTS: 3/3 Improvement

**Waste data**

Percentage of Comparison Group

<input checked="" type="radio"/> Yes	40%	
--------------------------------------	-----	--

**Please disclose where the information can be found**

Evidence provided

[http://digital.brandywinerealty.com/bdnpublic/media/Annual\\_Sustainability\\_Report.pdf](http://digital.brandywinerealty.com/bdnpublic/media/Annual_Sustainability_Report.pdf)

[ACCEPTED]

<input type="radio"/> No	60%	
--------------------------	-----	--

**Stakeholder Engagement**

**D19** POINTS: 0/3

**Employee satisfaction**

Percentage of Comparison Group


<input type="radio"/> Yes	10%	
<input checked="" type="radio"/> No	90%	



**D20** POINTS: 4/4  Improvement

### Tenant engagement

Percentage of Comparison Group

Yes 30% 

Please disclose where the information can be found

Evidence provided

[http://digital.brandywinerealty.com/bdnpublic/media/Annual\\_Sustainability\\_Report.pdf](http://digital.brandywinerealty.com/bdnpublic/media/Annual_Sustainability_Report.pdf)

[ACCEPTED]


No 70% 

**D21** POINTS: 0/3

### Tenant satisfaction

Percentage of Comparison Group


Yes 20% 

No 80% 

**D22** POINTS: 3/3

### Community engagement

Percentage of Comparison Group

Yes 40% 

Please disclose where the information can be found

Evidence provided

<http://www.brandywinerealty.com/community-service.aspx>

[ACCEPTED]

No 60% 

## Disclaimer: 2018 Public Disclosure Scorecard

The 2018 GRESB Public Disclosure Scorecard (the “Scorecard”) has been compiled based on publicly available information of the respective organization, based on available resources in the public domain. The Scorecard has been provided in good faith. The data for the analysis was primarily collected in the period March 1 - April 15, 2017, and does not include any information that may have been published after April 15, 2017. We do not take any liability for information that may have been inadvertently missed or omitted in our manual process of data collection. We have taken reasonable care to check the accuracy and completeness of the information prior to processing it for the Scorecard.

The Scorecard is a standalone document describing the entity’s Public Disclosure Level and its elements. It is not directly comparable to the annual GRESB Real Estate Assessment scores (“GRESB Score”). The Public Disclosure Scorecard reflects the opinions of GRESB and not of our members. While we do not anticipate major changes, we reserve the right to make modifications to the Scorecard or its elements.

The Scorecard is provided to you merely for reference and discussion purposes, and is not provided as the basis for any professional advice or for transactional use. GRESB and its advisors, consultants and sub-contractors shall not be responsible or liable for any advice given to third parties, any investment decisions or trading or any other actions taken by you or by third parties based on information contained in the Scorecard.

Except where stated otherwise, GRESB is the exclusive owner of all intellectual property rights in all the information contained in the Scorecard.

© 2019 GRESB BV